



Iodine T

M215

0.05 - 3.6 mg/L I

DPD

Instrument specific information

The test can be performed on the following devices. In addition, the required cuvette and the absorption range of the photometer are indicated.

Instrument Type	Cuvette	λ	Measuring Range
MD 600, MD 610, MD 640, MultiDirect, PM 620, PM 630	ø 24 mm	530 nm	0.05 - 3.6 mg/L I
SpectroDirect, XD 7000, XD 7500	ø 24 mm	510 nm	0.05 - 3.6 mg/L I

Material

Required material (partly optional):

Reagents	Packaging Unit	Part Number
DPD No.1	Tablet / 100	511050BT
DPD No. 1	Tablet / 250	511051BT
DPD No. 1	Tablet / 500	511052BT
DPD No. 1 High Calcium ^{e)}	Tablet / 100	515740BT
DPD No. 1 High Calcium ^{e)}	Tablet / 250	515741BT
DPD No. 1 High Calcium ^{e)}	Tablet / 500	515742BT

Application List

- Pool Water Control
- Disinfection Control





Determination of Iodine with Tablet

Select the method on the device.

For this method, a ZERO measurement does not have to be carried out every time on the following devices: XD 7000, XD 7500



Fill 24 mm vial with **10 mL sample**.



Close vial(s).




Place **sample vial** in the sample chamber. Pay attention to the positioning.



Press the **ZERO** button.

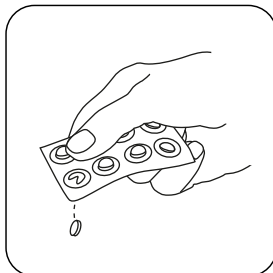


Remove the vial from the sample chamber.

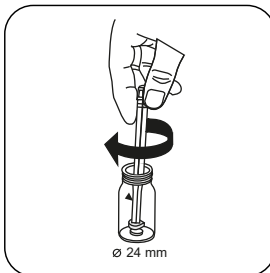


Empty vial except for a few drops.

For devices that require **no ZERO measurement**, start here.



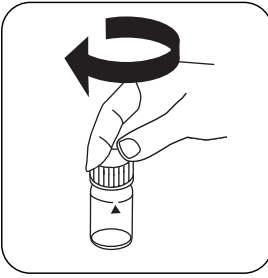
Add **DPD No. 1 tablet**.



Crush tablet(s) by rotating slightly.



Fill up vial with **sample** to the **10 mL mark**.



Close vial(s).



Dissolve tablet(s) by inverting.




Place **sample vial** in the sample chamber. Pay attention to the positioning.

Test

Press the **TEST** (XD: **START**) button.

The result in mg/L Iodine appears on the display.



Chemical Method

DPD

Appendix

Calibration function for 3rd-party photometers

Conc. = $a + b \cdot \text{Abs} + c \cdot \text{Abs}^2 + d \cdot \text{Abs}^3 + e \cdot \text{Abs}^4 + f \cdot \text{Abs}^5$

	∅ 24 mm	□ 10 mm
a	$-5.02604 \cdot 10^{-2}$	$-5.02604 \cdot 10^{-2}$
b	$5.98475 \cdot 10^{+0}$	$1.28672 \cdot 10^{+1}$
c	$1.56046 \cdot 10^{-1}$	$7.21323 \cdot 10^{-1}$
d		
e		
f		

Interferences

Persistent Interferences

1. All oxidising agents in the samples react like Iodine, which leads to higher results.

Derived from

EN ISO 7393-2

^{*)} alternative reagent, used instead of DPD No.1/No.3 in case of turbidity in the water sample caused by high concentration of calcium and/or high conductivity