



Iron 50 PP

M221

0.01 - 1.5 mg/L Fe<sup>9)</sup>

1,10-Phenanthroline

## Instrument specific information

The test can be performed on the following devices. In addition, the required cuvette and the absorption range of the photometer are indicated.

Instrument Type	Cuvette	$\lambda$	Measuring Range
SpectroDirect, XD 7000, XD 7500	□ 50 mm	510 nm	0.01 - 1.5 mg/L Fe <sup>9)</sup>

## Material

Required material (partly optional):

Reagents	Packaging Unit	Part Number
VARIO Ferro F10	Powder / 100 pc.	530560
VARIO Ferro F10	Powder / 1000 pc.	530563

## Application List

- Waste Water Treatment
- Cooling Water
- Boiler Water
- Galvanization
- Drinking Water Treatment
- Raw Water Treatment



## Preparation

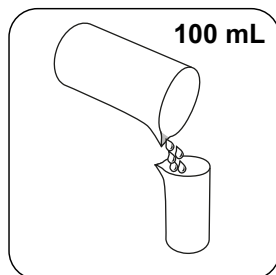
1. Iron oxide requires mild, strong or Digesdahl digestion before the analysis (digestion process with acid).
2. Very strong alkaline or acidic water samples should be adjusted to between pH 3 and pH 5 before the analysis.
3. Water samples containing visible rust should be allowed to react for at least five minutes.
4. Water that has been treated with organic compounds such as corrosion inhibitors, must be oxidised where necessary to break down the iron complex. 1 ml of concentrated Sulphuric acid ( $\geq 95\%$ ) and 1 ml concentrated Nitric acid ( $\geq 65\%$ ) is therefore added to to 100 ml water sample and boiled down to approximately half the volume. After cooling down, the digestion procedure is continued.

## Notes

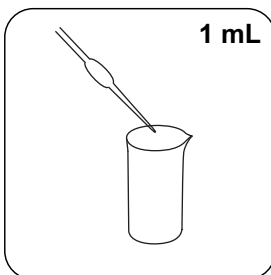
1. This method is for the determination of all forms of dissolved iron and most forms of undissolved iron.
2. Accuracy is not affected by undissolved powder.



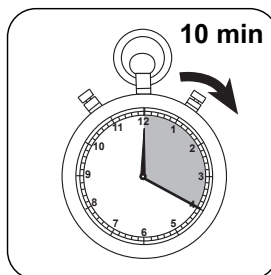
## Digestion



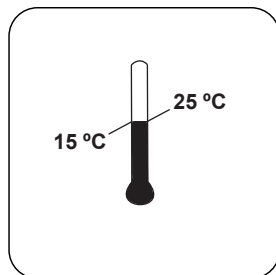
Fill a suitable sample vessel with **100 mL sample** .




Add **1 mL concentrated sulfuric acid ( $\geq 95\%$ )** .



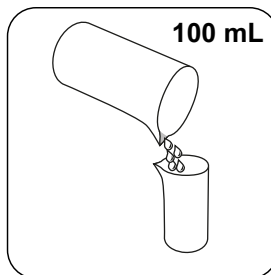
The sample is to be **heated for 10 minutes**, or for as long as it takes for everything to be completely dissolved.



Allow the sample to cool to room temperature.



Adjust **pH-value** of the sample with **ammonia solution (10-25 %)** to 3-5.



Fill the sample with **deionised water to 100 mL** .

This sample is used for the analysis of total solved and dissolved Iron.



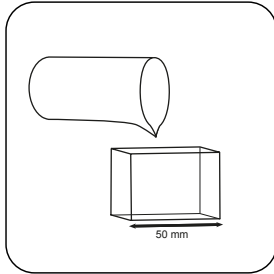


## Determination of Iron (II,III), dissolved with Vario Powder Packs

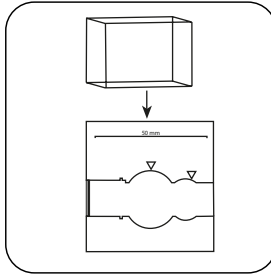
Select the method on the device.

For testing of **Iron with tablet**, carry out the described **digestion**.


For this method, a ZERO measurement does not have to be carried out every time on the following devices: XD 7000, XD 7500



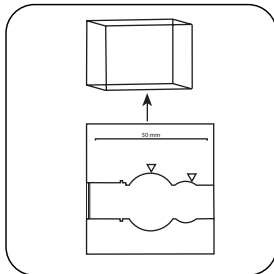
Fill **50 mm** vial with **sample**.




Place **sample vial** in the sample chamber. • Pay attention to the positioning.



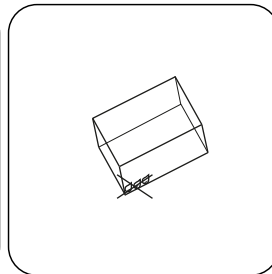
Press the **ZERO** button.



Remove **vial** from the sample chamber.

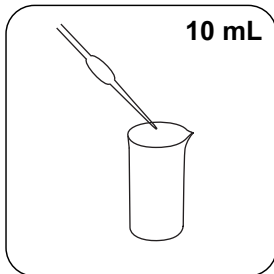


Empty vial.




Dry the vial thoroughly.

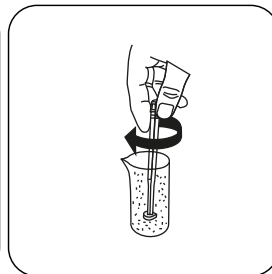
For devices that require **no ZERO measurement**, **start here**.



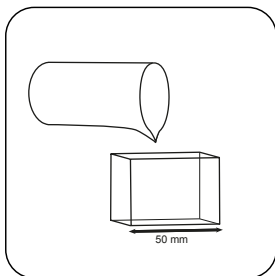
Fill a suitable sample vessel with **10 mL sample**



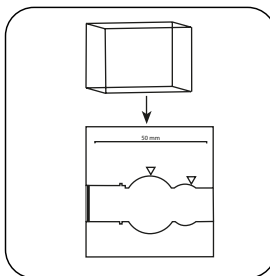
Add **Vario FERRO F10 powder pack**.



Dissolve the powder by mixing.



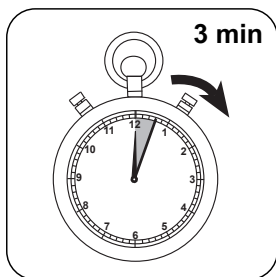
Fill 50 mm vial with sample.



Place **sample vial** in the sample chamber. • Pay attention to the positioning.

# Test

Press the **TEST** (XD: **START**) button.



Wait for **3 minute(s) reaction time**.

Once the reaction period is finished, the measurement takes place automatically. The result in mg/L Iron appears on the display.



## Chemical Method

1,10-Phenanthroline

### Calibration function for 3rd-party photometers

$$\text{Conc.} = a + b \cdot \text{Abs} + c \cdot \text{Abs}^2 + d \cdot \text{Abs}^3 + e \cdot \text{Abs}^4 + f \cdot \text{Abs}^5$$

□ 50 mm

a	$0.00000 \cdot 10^{-0}$
b	$9.85512 \cdot 10^{-1}$
c	
d	
e	
f	

## Interferences

### Persistent Interferences

1. Iridium interferes with the test.

## Method Validation

<b>Limit of Detection</b>	0.01 mg/L
<b>Limit of Quantification</b>	0.03 mg/L
<b>End of Measuring Range</b>	1.5 mg/L
<b>Sensitivity</b>	0.96 mg/L / Abs
<b>Confidence Intervall</b>	0.13 mg/L
<b>Standard Deviation</b>	0.05 mg/L
<b>Variation Coefficient</b>	7.05 %

<sup>9)</sup> Reagent recovers most insoluble iron oxides without digestion