



Nickel 50 L

M255

0.02 - 1 mg/L Ni

Dimethylglyoxime

Instrument specific information

The test can be performed on the following devices. In addition, the required cuvette and the absorption range of the photometer are indicated.

Instrument Type	Cuvette	λ	Measuring Range
SpectroDirect, XD 7000, XD 7500	□ 50 mm	443 nm	0.02 - 1 mg/L Ni

Material

Required material (partly optional):

Reagents	Packaging Unit	Part Number
Nickel Reagent Test	1 pc.	2419033

The following accessories are required.

Accessories	Packaging Unit	Part Number
Measuring spoon no. 8, black	1 pc.	424513

Application List

- Galvanization
- Raw Water Treatment
- Waste Water Treatment

Preparation

1. The test sample and the reagents should be at room temperature when undertaking the test.
2. The pH value of the sample must be between 3 and 10.

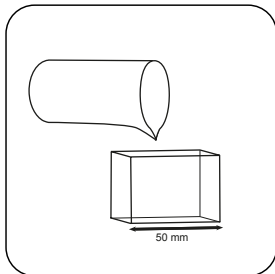




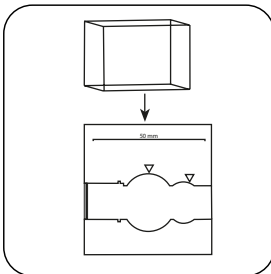
Determination of Nickel with Reagents test

Select the method on the device.


For this method, a ZERO measurement does not have to be carried out every time on the following devices: XD 7000, XD 7500



Fill 50 mm vial with sample.

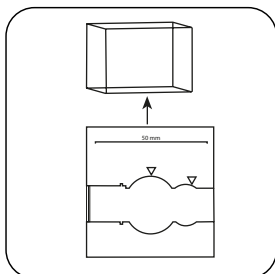


Place **sample vial** in the sample chamber. • Pay attention to the positioning.




Zero

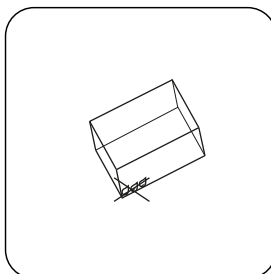
Press the **ZERO** button.



Remove **vial** from the sample chamber.

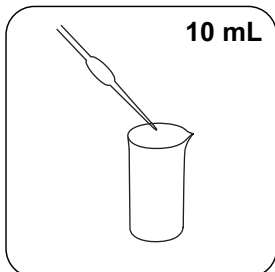


Empty vial.

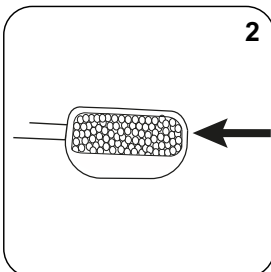


Dry the vial thoroughly.


For devices that require **no ZERO measurement** , start here.



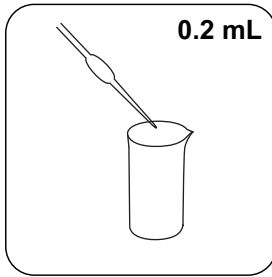
Fill a suitable sample vessel with **10 mL sample**




Add **2 level measuring scoop No. 8 (black) Nickel-51** .



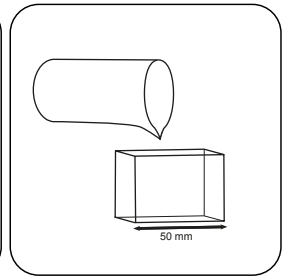
Invert several times to mix the contents.



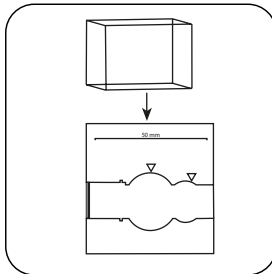
Add **0.2 mL Nickel-52**.



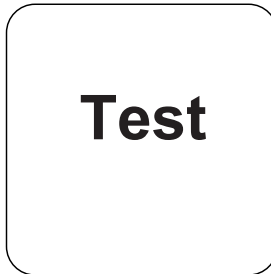
Invert several times to mix the contents.



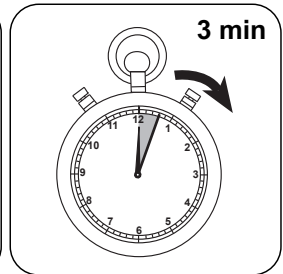
Fill **50 mm vial with sample**.



Place **sample vial** in the sample chamber. • Pay attention to the positioning.



Press the **TEST (XD: START)** button.



Wait for **3 minute(s) reaction time**.

Once the reaction period is finished, the measurement takes place automatically. The result in mg/L Nickel appears on the display.



Chemical Method

Dimethylglyoxime

Appendix

Calibration function for 3rd-party photometers

$$\text{Conc.} = a + b \cdot \text{Abs} + c \cdot \text{Abs}^2 + d \cdot \text{Abs}^3 + e \cdot \text{Abs}^4 + f \cdot \text{Abs}^5$$

□ 50 mm

a	$-1.35208 \cdot 10^{-2}$
b	$9.07687 \cdot 10^{-1}$
c	
d	
e	
f	

Bibliography

Photometrische Analyseverfahren, Schwedt, Wissenschaftliche Verlagsgesellschaft mbH, Stuttgart 1989