



Phosphate PP

M323

0.02 - 0.8 mg/L P

PO4

Phosphomolybdenum Blue

## Instrument specific information

The test can be performed on the following devices. In addition, the required cuvette and the absorption range of the photometer are indicated.

Instrument Type	Cuvette	$\lambda$	Measuring Range
MD 100, MD 600, MD 610, MD 640, MultiDirect	ø 24 mm	660 nm	0.02 - 0.8 mg/L P
SpectroDirect	ø 24 mm	890 nm	0.02 - 0.8 mg/L P
XD 7000, XD 7500	ø 24 mm	890 nm	0.02 - 0.815 mg/L P

## Material

Required material (partly optional):

Reagents	Packaging Unit	Part Number
VARIO Phosphate RGT F10 mL	Powder / 100 pc.	531550

## Application List

- Waste Water Treatment
- Boiler Water
- Drinking Water Treatment
- Raw Water Treatment
- Pool Water Control



## Preparation

1. Strongly buffered samples or samples with extreme pH values should be adjusted to between pH 6 and pH 7 before the analysis (use 1 mol/l Sulphuric acid or 1 mol/l Sodium hydroxide).
2. Ortho-Phosphate ions react with the reagent to form an intense blue colour. Phosphate, which is found in organic and condensed, inorganic (meta-, pyro- and polyphosphate) forms, must therefore be converted into ortho-phosphate ions prior to analysis. The pretreatment of the sample with acid and heat creates the conditions for the hydrolysis of the condensed, inorganic forms. Organically bound phosphate can be converted into ortho-phosphate ions by heating with acid and Persulphate.

The amount of organically bound phosphate can be calculated:  
 $\text{mg/L organic Phosphate} = \text{mg/L Phosphate, total} - \text{mg/L Phosphate, can be hydrolysed in acid.}$

## Notes

1. The reagent Vario Phosphate Rgt. F10 is not completely dissolved.



## Determination of Phosphate, ortho with Vario Powder Packs

Select the method on the device.

For this method, a ZERO measurement does not have to be carried out every time on the following devices: XD 7000, XD 7500



Fill 24 mm vial with **10 mL sample**.



Close vial(s).



Place **sample vial** in the sample chamber. Pay attention to the positioning.

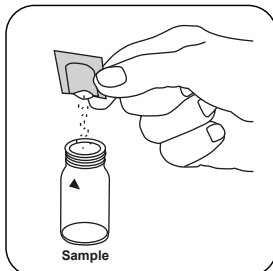


Press the **ZERO** button.

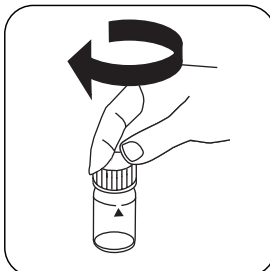


Remove the vial from the sample chamber.

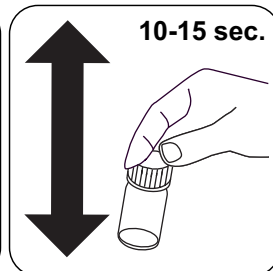
For devices that require **no ZERO measurement**, start here.



Add **Vario Phosphate Rgt. F10 powder pack**.



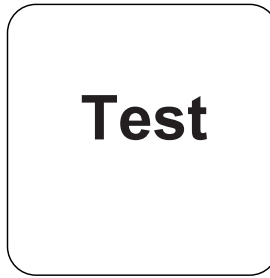
Close vial(s).



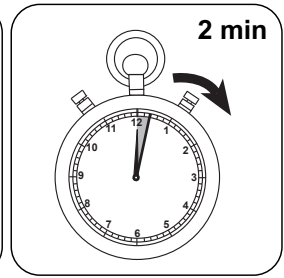
Mix the contents by shaking. (10-15 sec.).



Place **sample vial** in the sample chamber. Pay attention to the positioning.




Press the **TEST** (XD: **START**) button.



Wait for **2 minute(s) reaction time**.

Once the reaction period is finished, the measurement takes place automatically.

The result in mg/L ortho-Phosphate appears on the display.



## Analyses

The following table identifies the output values can be converted into other citation forms.

Unit	Cite form	Scale Factor
mg/l	P	1
mg/l	PO <sub>4</sub> <sup>3-</sup>	3.066177
mg/l	P <sub>2</sub> O <sub>5</sub>	2.29137

## Chemical Method

Phosphomolybdenum Blue

## Appendix


### Calibration function for 3rd-party photometers

Conc. = a + b•Abs + c•Abs<sup>2</sup> + d•Abs<sup>3</sup> + e•Abs<sup>4</sup> + f•Abs<sup>5</sup>

	∅ 24 mm	□ 10 mm
a	-2.76562 • 10 <sup>-2</sup>	-2.76562 • 10 <sup>-2</sup>
b	6.41362 • 10 <sup>-1</sup>	1.37893 • 10 <sup>+0</sup>
c		
d		
e		
f		

## Interferences

Interference	from / [mg/L]
Al	200
AsO <sub>4</sub> <sup>3-</sup>	in all quantities
Cr	100
Cu	10
Fe	100
Ni	300
H <sub>2</sub> S	in all quantities
SiO <sub>2</sub>	50



<b>Interference</b>	<b>from / [mg/L]</b>
Si(OH) <sub>4</sub>	10
S <sup>2-</sup>	in all quantities
Zn	80

**According to**

DIN ISO 15923-1 D49  
Standard Method 4500-P E  
US EPA 365.2