



Silicate HR PP

M352

1 - 90 mg/L SiO<sub>2</sub>

SiHr

Silicomolybdate

## Instrument specific information

The test can be performed on the following devices. In addition, the required cuvette and the absorption range of the photometer are indicated.

Instrument Type	Cuvette	$\lambda$	Measuring Range
MD 100, MD 110, MD 600, MD 610, MD 640, MultiDirect	ø 24 mm	430 nm	1 - 90 mg/L SiO <sub>2</sub>
SpectroDirect, XD 7000, XD 7500	ø 24 mm	452 nm	1 - 100 mg/L SiO <sub>2</sub>

## Material

Required material (partly optional):

Reagents	Packaging Unit	Part Number
VARIO Silica HR Reagent, Set F10	1 Set	535700

## Application List

- Boiler Water
- Raw Water Treatment

## Preparation

1. The temperature of the sample should be between 15 °C and 25 °C.

## Notes

1. The method measures in the flank of the absorption curve of the resulting coloration. For filter photometers, the accuracy of the method can therefore be improved, if necessary, by user adjustment using a silicate standard (approx. 70 mg/L SiO<sub>2</sub>).





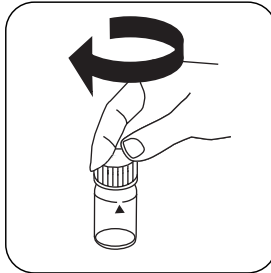
## Determination of Silicate dioxide HR with Vario Powder Packs

Select the method on the device.

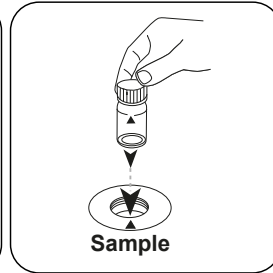
For this method, a ZERO measurement does not have to be carried out every time on the following devices: XD 7000, XD 7500



Fill 24 mm vial with **10 mL sample**.



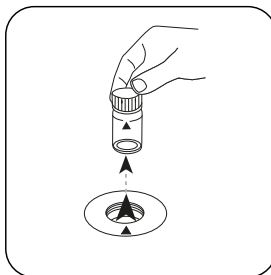
Close vial(s).



Place **sample vial** in the sample chamber. Pay attention to the positioning.

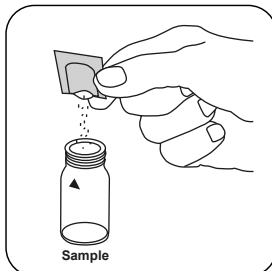


Press the **ZERO** button.

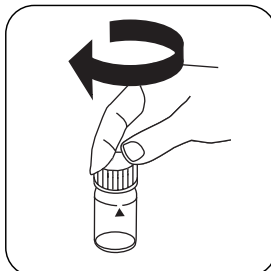


Remove the vial from the sample chamber.

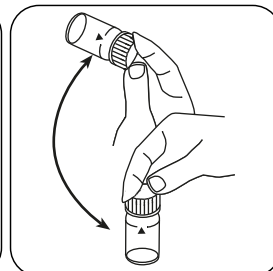
For devices that require **no ZERO measurement**, start here.



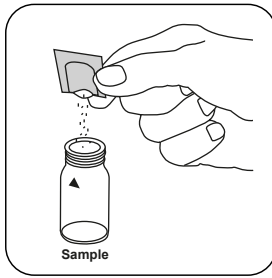
Add **Vario Silica HR Molybdate F10 powder pack**.



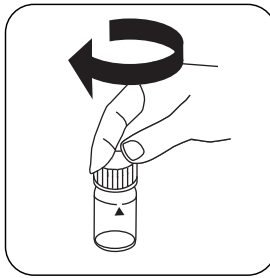
Close vial(s).



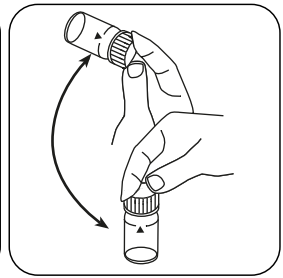
Swirl around to dissolve the powder.



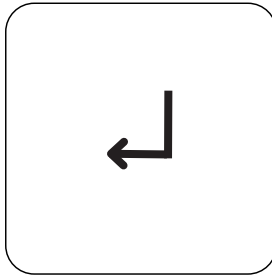
Add **Vario Silica HR Acid Rgt. F10 powder pack.**



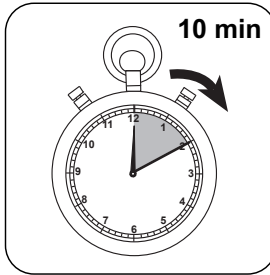
Close vial(s).



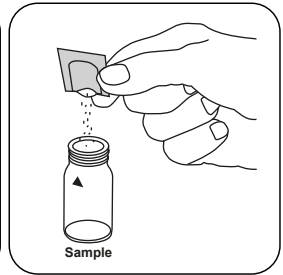
Invert several times to mix the contents.



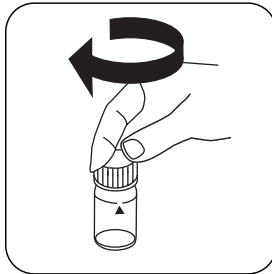
Press the **ENTER** button.



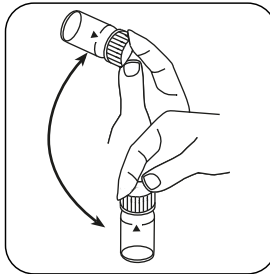
Wait for **10 minute(s) reaction time.**



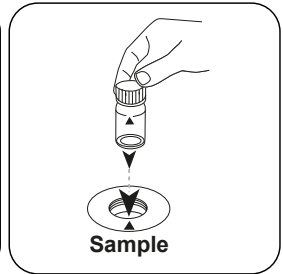
Add **Vario Silica Citric Acid F10 powder pack.**



Close vial(s).



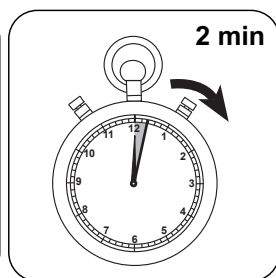
Swirl around to dissolve the powder.



Place **sample vial** in the sample chamber. Pay attention to the positioning.



# Test



Press the **TEST** (XD:  
**START**) button.

Wait for **2 minute(s) reac-**  
**tion time.**

Once the reaction period is finished, the measurement takes place automatically.

The result in mg/L Silica appears on the display.

## Analyses

The following table identifies the output values can be converted into other citation forms.

Unit	Cite form	Scale Factor
mg/l	SiO <sub>2</sub>	1
mg/l	Si	0.47

## Chemical Method

Silicomolybdate

## Appendix

### Calibration function for 3rd-party photometers

Conc. = a + b•Abs + c•Abs<sup>2</sup> + d•Abs<sup>3</sup> + e•Abs<sup>4</sup> + f•Abs<sup>5</sup>

	ø 24 mm	□ 10 mm
a	-4.11457•10 <sup>-1</sup>	-4.11457•10 <sup>-1</sup>
b	1.18844•10 <sup>-2</sup>	2.55514•10 <sup>-2</sup>
c		
d		
e		
f		

## Interferences

### Removeable Interferences

- Occasionally water samples contain forms of silica which reacts very slowly with Molybdate. The nature of these forms is not known. A pre-treatment with Sodium hydrogencarbonate and then with Sulphuric Acid will make these forms reactive to Molybdate (pre-treatment is given in "Standard Methods for the Examination of Water and Wastewater" under "Silica Digestion with Sodium Bicarbonate").
- If silicon dioxide or phosphate are present, a yellow colour develops. The yellow colour caused by phosphate is eliminated by the addition of silica citric acid F10 powder packets.



<b>Interference</b>	<b>from / [mg/L]</b>	<b>Influence</b>
Fe	large quantities	
PO <sub>4</sub> <sup>3-</sup>	50	
PO <sub>4</sub> <sup>3-</sup>	60	The disturbance is about -2 %
PO <sub>4</sub> <sup>3-</sup>	75	The disturbance is about -11 %
S <sup>2-</sup>	in all quantities	

## Method Validation

<b>Limit of Detection</b>	0.38 mg/L
<b>Limit of Quantification</b>	1.14 mg/L
<b>End of Measuring Range</b>	100 mg/L
<b>Sensitivity</b>	120 mg/L / Abs
<b>Confidence Intervall</b>	1.69 mg/L
<b>Standard Deviation</b>	0.70 mg/L
<b>Variation Coefficient</b>	1.38 %

### Derived from

Standard Method 4500-SiO<sub>2</sub> C