

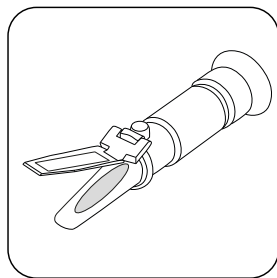
Glycol**Glycol/Refractometer****% PEG/MEG**

Application List

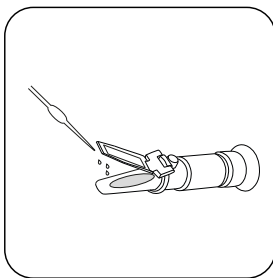
- Cooling Water

Remarks

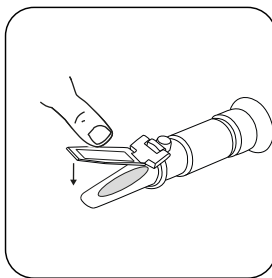
1. The description of the calibration is described in the detailed operating instructions. A detailed instruction manual is enclosed with the device.
2. Point the front end of the refractometer towards a bright light source when you want to take a reading.
3. After the measurement, wipe the measuring solution on the surface of the prism and the cover plate with a damp cotton cloth. Never immerse the device in water or hold it under running water as water may enter the device.
4. After drying, the refractometer should be stored safely. The refractometer is an optical measuring instrument and therefore very sensitive. Please handle it with care. Do not touch or scratch the optical surfaces. The refractometer should be stored in a dry, clean environment to prevent moisture and dust. Please avoid strong shaking.



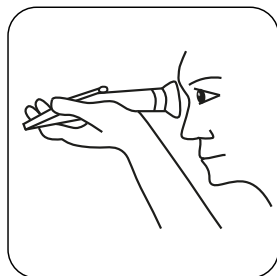
Lift the prism cover.



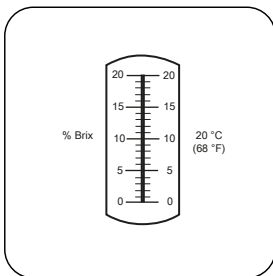
Place a few drops of the sample on the prism face.



Close the daylight plate and press it lightly.



Look through the eyepiece at the measuring scale.



Read the result at scale of light/dark boundary.