Iron HR L 227

0.1 - 10 mg/l Fe

Thioglycolate

Instrument specific information

The test can be performed on the following devices. In addition, the required cuvette and the absorption range of the photometer are indicated.

Instrument Type	Cuvette	λ	Measuring Range
MD 600, MD 610, MD 640, XD 7000, XD 7500	ø 24 mm	530 nm	0.1 - 10 mg/l Fe

Material

Required material (partly optional):

Reagents	Packaging Unit	Part Number
Iron HR Reagent Set	1 pc.	56R023590
KP962-Ammonium Persulphate Powder	Powder / 40 g	56P096240
KS135 Pa1/Alk1-Phenolphthalein Sub-Alk P	30 ml	56L013530
KS135 Pa1/Alk1-Phenolphthalein Sub-Alk P	65 ml	56L013565
KS135 Pa1/Alk1-Phenolphthalein Sub-Alk P	500 ml	56L013597
KS135 Pa1/Alk1-Phenolphthalein Sub-Alk P - pck of 5	1 pc.	56L013572
KS144-CH2-FC4-Calcium Hardness Buffer	65 ml	56L014465
KS144-CH2-FC4-Calcium Hardness	125 ml	56L014491
KS144-CH2-FC4-Calcium Hardness Buffer	65 ml	56L014472

Application List

- Cooling Water
- Boiler Water
- Galvanization
- Raw Water Treatment

Preperation

1. If there are strong complexing agents in the sample, the response time must be extended until no further colour development is seen. However, very strong iron complexes are not included in the measurement. In this event, the complexing agent must be destroyed by means of oxidation with acid/persulphate and the sample also neutralised to pH 6–9.
2. For the measurement of total iron, both suspended and dissolved, the sample must be boiled with acid/persulphate. It must be neutralised back to pH 6–9 and refilled to the original volume with deionised water.

Digestion

Total iron consists of suspended, soluble and complexed iron. The sample must be not filtered before measuring. To ensure homogenisation of the sample, deposed particles must be evenly distributed immediately prior to sampling by forcible shaking. A filtration of the sample is necessary for the determination of total soluble iron (including the complex iron compounds). The equipment required for the determination of total iron and reagents are not included in the standard delivery.

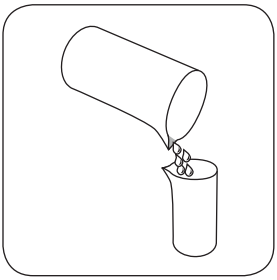

Fill a suitable digestion vessel with **50 ml homogenised sample**.

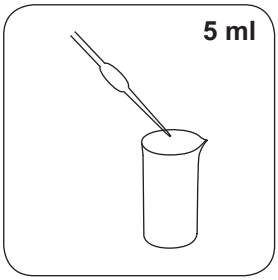

Add **5 ml 1:1 Hydrochloric acid**.

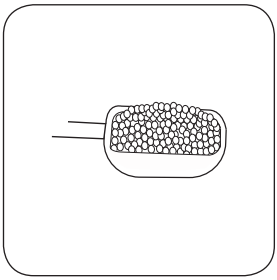

Add **a measuring scoop KP 962 (Ammonium Persulfat Powder)** .

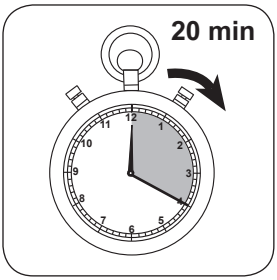

Boil the sample for **20 minutes**. A sample volume of about 25 ml should be retained; If necessary, fill with deionised water.

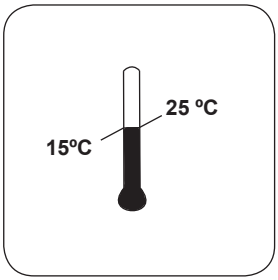

Allow the sample to cool to room temperature.

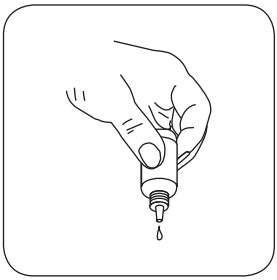

Hold cuvettes vertically and add equal drops by pressing slowly.

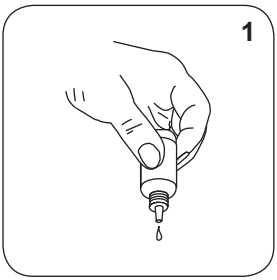

Add **1 drops KS135 (Phenolphthalein Substitute Indikator)**.

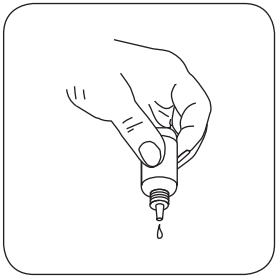

Add **KS 144 (Calcium Hardness Buffer)** drop by drop to the same sample until colouration turns from light pink to red. **(Note: make sure to swirl the vial after adding each drop!)**

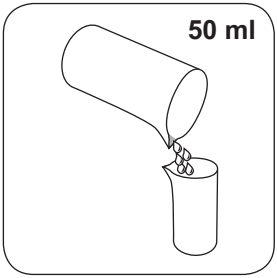

Fill the sample with **deionised water to 50 ml** .

Implementation of the provision Iron, total HR with liquid reagent

Select the method on the device

For testing of **Iron, total HR with liquid reagent,** carry out the described **digestion**.

For this method, no ZERO measurements are to be carried out with the following devices: XD 7000, XD 7500

Total iron consists of suspended, soluble and complexed iron. The sample must be not filtered before measuring. To ensure homogenisation of the sample, deposed particles must be evenly distributed immediately prior to sampling by forcible shaking. A filtration of the sample is necessary for the determination of total soluble iron (including the complex iron compounds). The equipment required for the determination of total iron and reagents are not included in the standard delivery.

Fill 24 mm vial with **10 ml deionised water** .

Close vial(s).

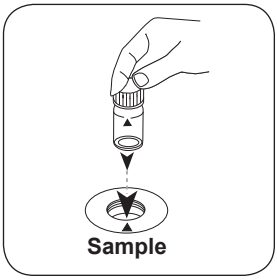

Place **sample vial** in the sample chamber. • Pay attention to the positioning.



Press the **ZERO** button.

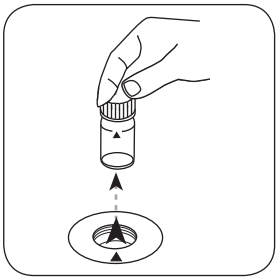

Remove the vial from the sample chamber.

Empty vial.

For devices that require **no ZERO measurement** , **start here**.

Fill 24 mm vial with **10 ml prepared sample** .

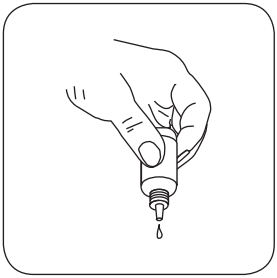

Hold cuvettes vertically and add equal drops by pressing slowly.

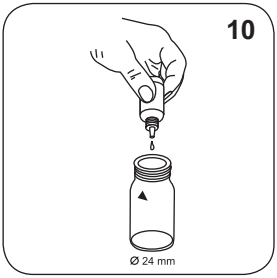

Add **10 drops KS63 (Thio-glycolate)**.

Close vial(s).

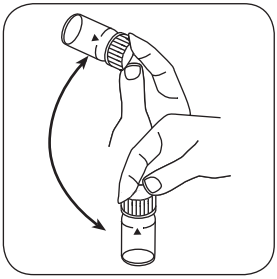

Invert several times to mix the contents.

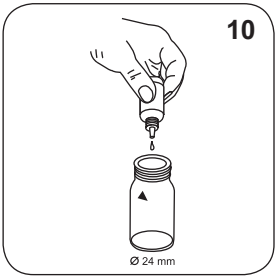

Add **10 drops KS160 (Total Hardness Buffer)**.

Close vial(s).

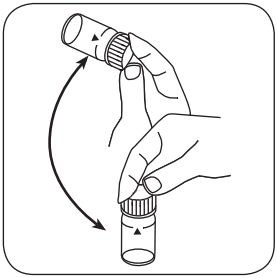

Invert several times to mix the contents.

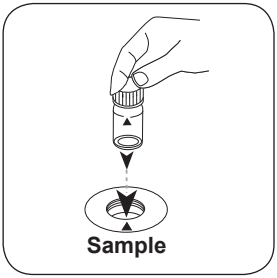

Place **sample vial** in the sample chamber. • Pay attention to the positioning.

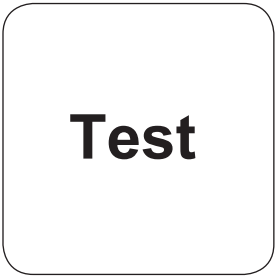

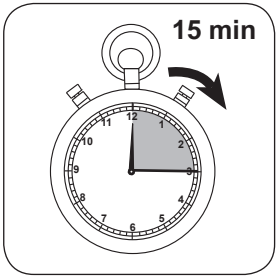

Press the **TEST** (XD: **START**) button.

Wait for **15 minute(s) reaction time**.

Once the reaction period is finished, the measurement takes place automatically.

The result in mg/l total Iron or when using a filtrated sample, in mg/l totale soluble Iron appears on the display.

Implementation of the provision Iron HR with Liquid Reagent

Select the method on the device

For this method, no ZERO measurements are to be carried out with the following devices: XD 7000, XD 7500

For determination of total dissolved iron with a distinction between Fe^{2+} and Fe^{3+} the sample must be filtered prior to the test (pore size 0,45 µm). Otherwise, iron particles and suspended iron are measured.

Fill 24 mm vial with **10 ml sample**.

Close vial(s).

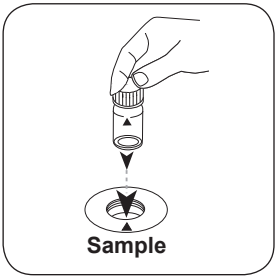

Place **sample vial** in the sample chamber. • Pay attention to the positioning.



Press the **ZERO** button.

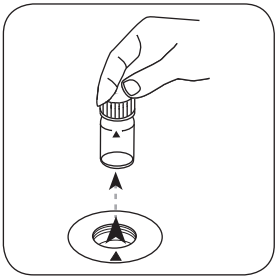

Remove the vial from the sample chamber.

For devices that require **no ZERO measurement** , **start here**.

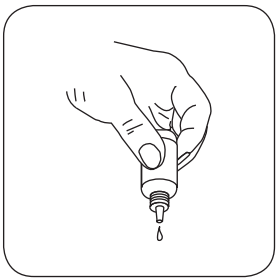

Hold cuvettes vertically and add equal drops by pressing slowly.

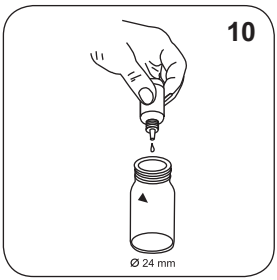

Add **10 drops KS63 (Thioglycolate)**.

Close vial(s).

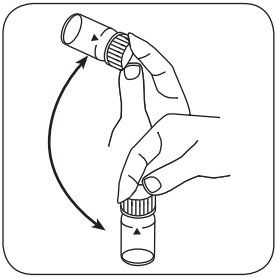

Invert several times to mix the contents.

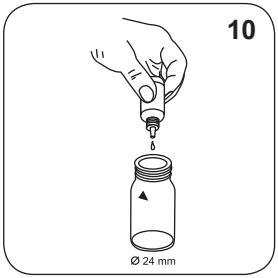

Add **10 drops KS160 (Total Hardness Buffer)**.

Close vial(s).

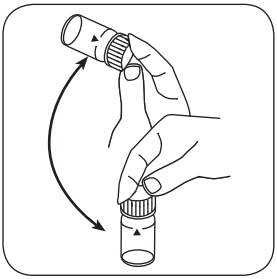

Invert several times to mix the contents.

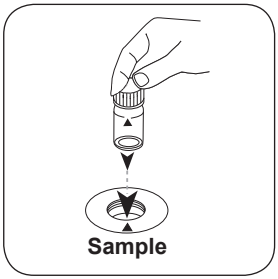

Place **sample vial** in the sample chamber. • Pay attention to the positioning.

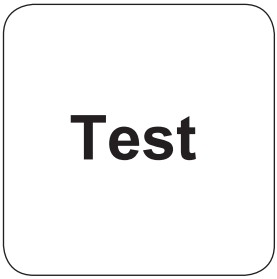

Press the **TEST** (XD: **START**) button.

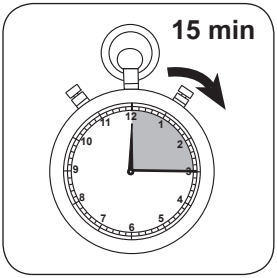

Wait for **15 minute(s) reaction time**.

Once the reaction period is finished, the measurement takes place automatically.

The result in mg/l Iron appears on the display.

Chemical Method

Thioglycolate

Appendix

Bibliography

E. Lyons (1927), Thioglycolic Acid As A Colour Test For Iron, J. Am. Chem. Soc., 49 (8), p.1916-1920

[a)] determination of free, combined and total | [b)] Reactor is necessary for COD (150 °C), TOC (120 °C) and total -chromium, - phosphate, -nitrogen, (100 °C) | [c)] MultiDirect: Adapter is necessary for Vacu-vials® (Order code 19 20 75) | [d)] Spectroquant® is a Merck KGaA Trademark | [e)] alternative reagent, used instead of DPD No.1/No.3 in case of turbidity in the water sample caused by high concentration of calcium and/or high conductivity | [f)] additionally required for determination of bromine, chlorine dioxide and ozone in the presence of chlorine | [g)] Reagent recovers most insoluble iron oxides without digestion | [h)] additionally required for samples with hardness values above 300 mg/l $CaCO_3$ | [i)] high range by dilution | # including stirring rod, 10 cm