

Total Count / Yeast & Moulds**D003 TTC/
Rose**

The following accessories are required.

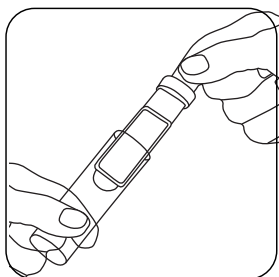
Accessories	Packaging Unit	Part Number
D003 TTC/RBS Dipslides (Rose Bengal) (pack of 10)	1 Pieces	56B010310

Application List


- Cooling Water

Remarks

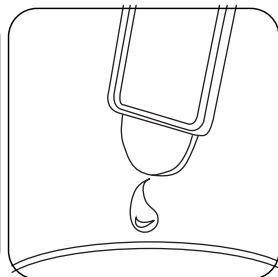
1. A detailed instruction manual is enclosed with the product.
2. Please store in a cool and dry environment at 10 - 15 °C.
3. Large variation in temperature can lead to condensation forming inside the tube and can eventually lead to dehydration of the agar.
4. Sampling of surfaces:
Bacterial recovery rate is about 50% so that sweeping an area approximately twice that of the paddle will give a more accurate result.



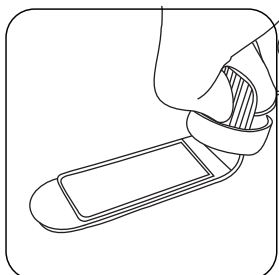
Remove the dip slide from the container by pulling the white tap while holding on to the outer cover.



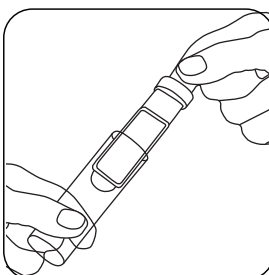
Sampling Fluids: The sample should be taken by immersing both sides of the paddle into the fluid to be tested.



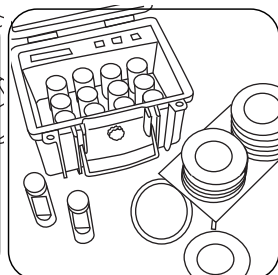
Excess sample should be gently shaken from the paddle before it is replaced in the container.



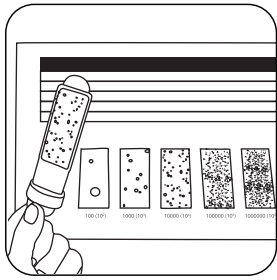
Sampling Surfaces: The sample should be taken by allowing direct contact between the agar surface and the test material. The paddle is flexible and can be bent at the upper end to allow both surfaces to come into intimate contact.



Place the dip slide back into the container while holding on the outer cover.



After sampling, the dip slides should be placed immediately into incubation at 30 - 35 °C for 24 - 48 hours. For fungi and moulds incubate for up to 5 days.



After incubation compare result of the dipslide to the dipslide comparison chart to quantify the result. For documentation and evaluation, you can also use our "Dipside Comparator 2" App.